

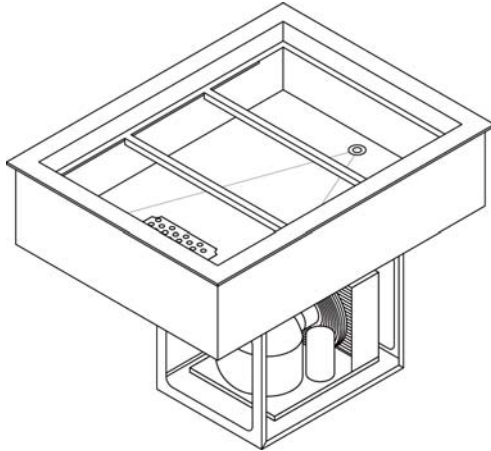


Over 90 Years Of Quality Foodservice  
Products And Service

Job \_\_\_\_\_ Item No. \_\_\_\_\_

# Dual Temperature NSF-7 Hot & Refrigerated Cold Pans Extra Capacity 4 3rd pan

- HRCP-7143  HRCP-7243  HRCP-7343
- HRCP-7443  HRCP-7543  HRCP-7643



Model HRCP-7343

## DESCRIPTION

Wells Dual Temperature Hot & Refrigerated Drop-In Cold Pans are two units in one; from a heated Bain Marie to a refrigerated cold pan with the flip of a switch. All models are completely self-contained in one to six-well models and are CFC free. Each well holds 4 each 3rd size pans or equivalent fractional pans. Pans are recessed 3" to comply with NSF-7 performance requirements.

## SPECIFICATIONS

**Exterior** –One-piece top flange and coved-corner interiors constructed of 18 gauge stainless steel. Exterior body constructed of heavy gauge, corrosion resistant steel. Condensing unit mounted on corrosion resistant frame below the cold pan.

**Interior** –CFC free foamed-in-place insulation through-out, 1" drain located in the center for easy cleaning. Ledge is recessed 3" to comply with NSF-7 requirements, allowing a layer of air to insulate food and for pan support.

**Refrigeration** – Type 134A and Type 404 A CFC free refrigerant system featuring Air cooled, wrapped coil construction on both sides and bottom. Refrigeration system features sight glass, easy service valves, dryer/filter and receiver. Condensing unit may be easily removed for service. Larger compressors speed refrigeration.

**Heating** - Automatic water-fill with high-limit protection featuring a water sensor and solenoid valve to maintain proper water levels. And efficient electric immersion heating system transfers heat directly to the water while a positive-off thermostat controls provides adjustable and consistent temperatures. Designed for wet operation only.

## STANDARD FEATURES

- NSF compliant with 3" recessed top edge
- Self contained drop-in design
- Each well hold 4 each 3rd size pans or equivalent fractional sized pans
- Stainless steel top and liner for maximum strength and durability
- 1" drains for ease of cleaning
- Single control for changing from hot to cold operation
- Easy access temperature & function control panel attached to a 24" long flexible conduit for optional counter mounting
- Type 134A and Type 404A CFC free refrigerant
- Fully insulated, CFC free, foamed-in place insulation keeps food cold while saving energy
- Recessed ledge for pan support and colder, fresher products
- Quick & easy service with sight glass, service valves, filter/dryer and receiver
- Adaptor bars provided for food pans
- Limited 1 year parts & labor warranty

## OPTIONS & ACCESSORIES

- 5-year compressor warranty
- Perforated bottom strainer plate conveniently holds ice above drain to prevent clogging
- Adaptor bars for fractional sized pans
- Remote on/off switch
- 220/230/240V
- 50 cycle
- 2nd year parts & labor warranty
- Remote models (Includes compressor and condensing units and up to 20' leads)
- Remote models without compressors or condensing units
- Special condenser orientation and/or compressor rack location

## CERTIFICATIONS



Sheet No. WELLHRCP43-09/12



Wells Bloomfield • 10 Sunnen Dr. St. Louis, MO 63143 U.S.A.

Phone : (314) 678-6314 • Fax (314) 781-3636

www.wellsbloomfield.com © 2012 Wells Bloomfield • Printed in the U.S.A.

**NOTE: Specifications are subject to change without notice and are not intended for installation purposes. See installation instructions prior to installing the unit.**

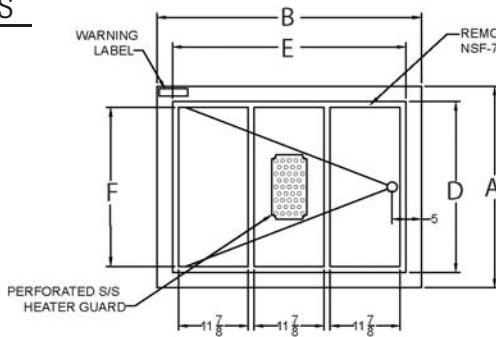


Over 90 Years Of Quality Foodservice Products And Service

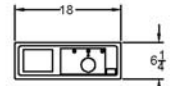
# Dual Temperature NSF-7 Hot & Refrigerated Cold Pans Extra Capacity 4 3rd pan

- HRCP-7143 □ HRCP-7243 □ HRCP-7343
- HRCP-7443 □ HRCP-7543 □ HRCP-7643

INCHES  
MM

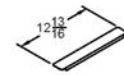


PLAN VIEW



CONTROL PANEL

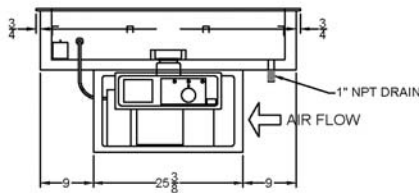
REFER TO INSTALLATION INSTRUCTIONS FOR REMOTE MOUNTING.



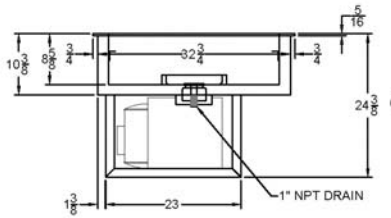
PAN ADAPTER BAR  
(3 INCLUDED)

**NOTE:** Specifications are subject to change without notice and are not intended for installation purposes. See installation instructions prior to installing the unit.

## HRCP-7343



FRONT VIEW  
OPERATOR SIDE



SIDE VIEW

SPECIFICATIONS								SHIPPING INFORMATION							
Model Number	OVERALL DIMENSIONS			INTERIOR DIMENSIONS		CUT OUT DIMENSIONS		Model Number	WEIGHTS		CARTON DIMENSIONS			CRATE SIZE	
	A Front to Back Inches (MM)	B Left to Right Inches (MM)	C Height Inches (MM)	D Front to Back Inches (MM)	E Left to Right Inches (MM)	F Front to Back Inches (MM)	G Left to Right Inches (MM)		SHIPPING WEIGHT POUNDS (KG)	INSTALLED WEIGHT POUNDS (KG)	WIDTH Inches (MM)	DEPTH Inches (MM)	HEIGHT Inches (MM)	CUBIC FEET	CUBIC METERS
HRCP-7143	34-1/4 (870)	19-1/8 (486)	24-3/8 (619)	29 (737)	13-7/8 (353)	33 (839)	17-7/8 (454)	HRCP-7143	115 (52)	105 (48)	21 (531)	29 (737)	32 (813)	11.3	0.31
HRCP-7243	34-1/4 (870)	32-3/4 (832)	24-3/8 (619)	29 (737)	27-1/2 (699)	33 (839)	31-1/2 (826)	HRCP-7243	140 (64)	124 (56)	29 (737)	34 (864)	32 (813)	18.3	0.52
HRCP-7343	34-1/4 (870)	46-1/2 (1181)	24-3/8 (619)	29 (737)	41-1/4 (1048)	33 (839)	45-1/4 (1149)	HRCP-7343	175 (79)	156 (71)	29 (737)	48 (1219)	32 (813)	25.8	0.73
HRCP-7443	34-1/4 (870)	60-1/4 (1530)	24-3/8 (619)	29 (737)	55 (1397)	33 (839)	59 (1499)	HRCP-7443	210 (95)	175 (79)	29 (737)	62 (1575)	32 (813)	33.3	0.94
HRCP-7543	34-1/4 (870)	74 (1880)	24-3/8 (619)	29 (737)	68-3/4 (1746)	33 (839)	72-3/4 (1848)	HRCP-7543	245 (111)	194 (88)	29 (737)	76 (1930)	32 (813)	41.0	1.16
HRCP-7643	34-1/4 (870)	87-3/4 (2229)	24-3/8 (619)	29 (737)	82-1/2 (2096)	33 (839)	86-1/2 (2197)	HRCP-7643	285 (129)	213 (97)	29 (737)	89 (2261)	32 (813)	47.8	1.35

POWER SUPPLY- HOT OPERATION					
Model Number	VOLTS	KW	AMPS	PHASE	POWER SUPPLY
HRCP-7143	208/240	1.9/2.5	9.0/10.4	SINGLE	*
HRCP-7243	208/240	1.9/2.5	9.0/10.4	SINGLE	*
HRCP-7343	208/240	3.8/5.0	14.4/16.7	SINGLE	*
HRCP-7443	208/240	3.8/5.0	18.1/20.8	SINGLE	*
HRCP-7543	208/240	6.0/8.0	28.9/33.3	SINGLE	*
HRCP-7643	208/240	6.0/8.0	28.9/33.3	SINGLE	*

POWER SUPPLY- REFRIGERATION OPERATION						
Model Number	VOLTS	HP	AMPS Max Draw	PHASE	POWER SUPPLY	REFRIGERANT
HRCP-7143	115	1/4	3.9	SINGLE	*	134A
HRCP-7243	115	1/4	3.9	SINGLE	*	134A
HRCP-7343	115	1/3	6.2	SINGLE	*	404A
HRCP-7443	115	1/2	7.0	SINGLE	*	404A
HRCP-7543	115	3/4	15.8	SINGLE	*	404A
HRCP-7643	115	3/4	15.8	SINGLE	*	404A

\* All model permanently field wired connected. Power supply single phase, 3-wire, 120/208-240V, L2-N 120VAC

All HRCP models feature automatic water fill systems and require a water supply connection. Please refer to the operator's manual and installation instructions for details.

Due to periodic changes in designs, methods, procedures, policies and regulations, the specifications contained in this sheet are subject to change without notice. While Wells exercises good faith efforts to provide information that is accurate, we are not responsible for errors or omissions in information provided or conclusions reached as a result of using the specifications. By using the information provided, the user assumes all risks in connection with such use.



Wells Bloomfield • 10 Sunnen Dr. St. Louis, MO 63143 U.S.A.  
Phone : (314) 678-6314 • Fax (314) 781-3636  
www.wellsbloomfield.com © 2012 Wells Bloomfield • Printed in the U.S.A.

**NOTE: Specifications are subject to change without notice and are not intended for installation purposes. See installation instructions prior to installing the unit.**