

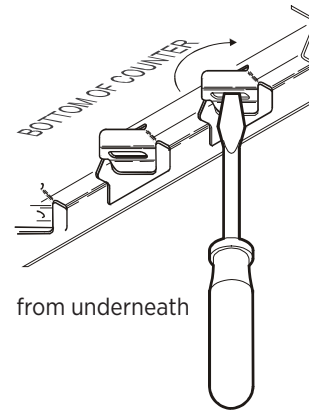
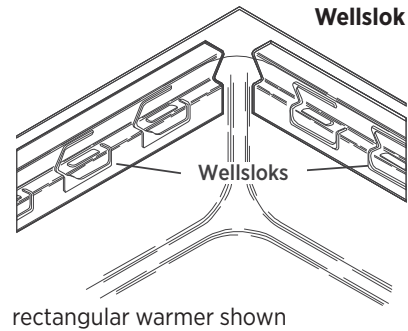


Wellslok Mounting System

Basic Installation and Extension Kits

BASIC USE

HSW, HT, HW, MDW, MOD, and SS series of round or rectangular, top-mounted, built-in warmers come equipped with the Wellslok mounting system. After getting the warmer positioned correctly into the cutout with the appropriate gasket(s) and sealant applied, as described in the installation instructions for the unit, access the underside and turn each Wellslok tab outward with a screwdriver as shown on the right to secure the warmer to the counter. On countertops thicker than 16 GA steel, Wellslok extension kit[s] will be needed. These kits can accommodate countertops up to 1.5 inches (38 mm) thick. *Wellslok extension kits can only be used with UL listed warmers approved for installation in wood countertops.*

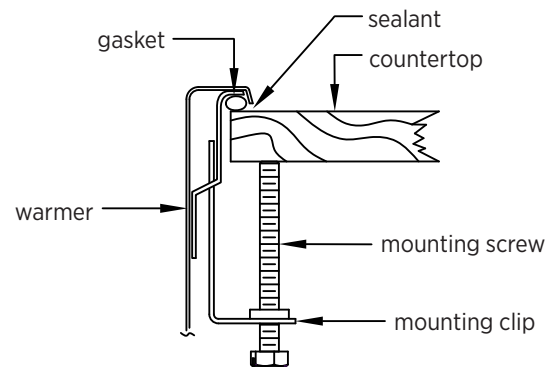


from underneath

RECTANGULAR EXTENSION KITS

Rectangular extension kits [number 22593] come with hardware to secure a single well up to 12 inches (305 mm) by 20 inches (508 mm) in size. For each additional well another kit will be required. For example, if your unit is a 5-well model like a MOD500, then you would need 5 kits for proper installation. The clips will need to be attached under the countertop and be positioned equally around the unit to assure proper seating. Once all are in place tighten screws until they are flush against the underside of the counter and the unit is secured in place. On some materials, you may wish to place something in between the tip of the screw and the countertop to prevent marring the countertop material.

Wellslok extension kit



ROUND EXTENSION KITS

Round extension kits [number 22592] come with hardware to secure one well. The clips will need to be attached under the countertop and be positioned equally around the unit to assure proper seating. Once all are in place tighten screws until they are flush against the underside of the counter and the unit is secured in place. On some materials, you may wish to place something in between the tip of the screw and the countertop to prevent marring the countertop material.

KIT	QUANTITY OF MOUNTING CLIPS	QUANTITY OF SCREWS
22593	10	10
22592	6	6



WELLS BLOOMFIELD, LLC • www.wellsbloomfield.com

10 Sunnen Drive • Saint Louis, Missouri 63143

Telephone 888 356 5362 • Fax 314 781 5445

Printed in the U.S.A. • 2M-302353 • Rev - • 07.2016

The owner is responsible for proper installation as described above. Please refer to the owner's manual for further information regarding installation or use.