



Dual Temperature NSF-7 Hot & Refrigerated Cold Pans

- HRCP-7100 HRCP-7200 HRCP-7300
- HRCP-7400 HRCP-7500



Model HRCP-7200

DESCRIPTION

Wells Dual Temperature Hot & Refrigerated Drop-In Cold Pans are two units in one; from a heated Bain Marie to a refrigerated cold pan with the flip of a switch. All models are completely self-contained in one to six-well models are CFC free and are recessed 3" to comply with NSF-7 performance requirements.

SPECIFICATIONS

Exterior – One-piece top flange and coved-corner interiors constructed of 18 gauge stainless steel. Exterior body constructed of heavy gauge, corrosion resistant steel. Condensing unit mounted on corrosion resistant frame below the cold pan.

Interior – CFC free foamed-in-place insulation through-out, 1" drain located in the center for easy cleaning. Ledge is recessed 3" to comply with NSF-7 requirements, allowing a layer of air to insulate food and for pan support.

Refrigeration – Air cooled, type 134A or 404A CFC free refrigerant systems featuring wrapped coil construction on both sides and bottom. Refrigeration system features sight glass, easy service valves, dryer/filter and receiver. Condensing unit may be easily removed for service. Larger compressors speed refrigeration.

Heating - Automatic water-fill with high-limit protection featuring a water sensor and solenoid valve to maintain proper water levels. And efficient electric immersion heating system transfers heat directly to the water while a positive-off thermostat controls provides adjustable and consistent temperatures. Designed for wet operation only.

STANDARD FEATURES

- NSF-7 compliant with 3" recessed top edge
- Self contained drop-in design
- Hold standard 12" by 20" food pans and fractional sized pans
- Stainless steel top and liner for maximum strength and durability
- 1" drains for ease of cleaning
- Single control for changing from hot to cold operation.
- Easy access temperature & function control panel attached to a 24" long flexible conduit for optional counter mounting
- Type 134A or 404A CFC free refrigerant
- Fully insulated, CFC free, foamed-in place insulation keeps food cold while saving energy
- Recessed ledge for pan support and colder, fresher products
- Quick & easy service with sight glass, service valves, filter/dryer and receiver
- Adaptor bars provided for food pans
- Limited 1 year parts & labor warranty

OPTIONS & ACCESSORIES

- Perforated bottom strainer plate conveniently holds ice above drain to prevent clogging
- Adaptor bars for fractional sized pans
- Remote on/off switch
- Remote models without compressors or condensing units
- 2nd year parts & labor warranty
- 5-year compressor warranty

CERTIFICATIONS



WELLHRCP1 REV A 04/21

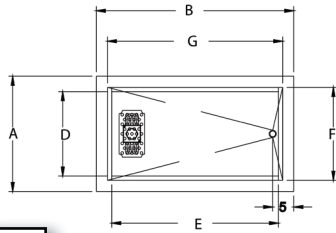




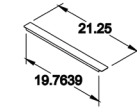
Dual Temperature NSF-7 Hot & Refrigerated Cold Pans

- HRCP-7100 □ HRCP-7200 □ HRCP-7300
- HRCP-7400 □ HRCP-7500

INCHES
MM

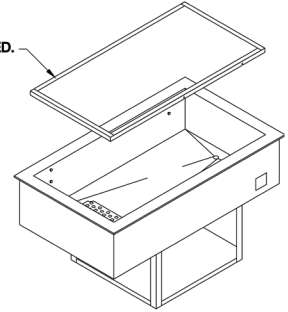


PLAN VIEW



**PAN DIVIDER
(TWO INCLUDED)**

NOTE: RAILS ARE IN (4)
INDIVIDUAL PIECES, NOT WELDED.

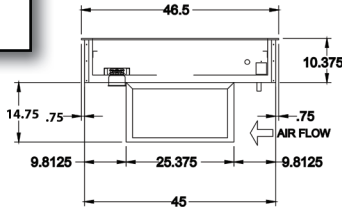


ISOMETRIC VIEW

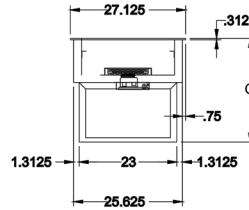
NOTE:
Specifications are subject to change without notice and are not intended for installation purposes. See installation instructions prior to installing the unit.

**COUNTER CUTOUT:
45 1/4" X 25 7/8"**

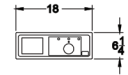
HRCP-7300 Shown



**FRONT ELEVATION
(OPERATOR SIDE)**



SIDE ELEVATION



CONTROL PANEL

REFER TO INSTALLATION
INSTRUCTIONS FOR
REMOTE MOUNTING.

SPECIFICATIONS								SHIPPING INFORMATION								
Model Number	OVERALL DIMENSIONS			INTERIOR DIMENSIONS			CUT OUT DIMENSIONS		Model Number	WEIGHTS		CARTON DIMENSIONS			CRATE SIZE	
	A Front to Back Inches (MM)	B Left to Right Inches (MM)	C Height Inches (MM)	D Front to Back Inches (MM)	E Left to Right Inches (MM)	F Front to Back Inches (MM)	G Left to Right Inches (MM)	SHIPPING WEIGHT POUNDS (KG)		INSTALLED WEIGHT POUNDS (KG)	WIDTH Inches (MM)	DEPTH Inches (MM)	HEIGHT Inches (MM)	CUBIC FEET	CUBIC METERS	
HRCP-7100	27-1/8 (689)	19-1/8 (468)	25-1/8" (638)	21-7/8 (555)	13-7/8 (352)	25-7/8 (657)	17-7/8 (451)	HRCP-7100	175 (80)	150 (69)	21 (533)	29 (737)	32 (813)	11.3	0.31	
HRCP-7200	27-1/8 (689)	32-3/4 (832)	25-1/8" (638)	21-7/8 (555)	27-1/2 (699)	25-7/8 (657)	31-1/2 (800)	HRCP-7200	220 (100)	190 (87)	29 (737)	34 (864)	32 (813)	18.3	0.52	
HRCP-7300	27-1/8 (689)	46-1/2 (1181)	25-1/8" (638)	21-7/8 (555)	41-1/4 (1048)	25-7/8 (657)	45-1/4 (1149)	HRCP-7300	240 (109)	210 (96)	29 (737)	48 (1219)	32 (813)	25.8	0.73	
HRCP-7400	27-1/8 (689)	60-1/4 (1530)	25-1/8" (638)	21-7/8 (555)	55 (1397)	25-7/8 (657)	59 (1499)	HRCP-7400	275 (125)	240 (109)	29 (737)	62 (1575)	32 (813)	33.3	0.94	
HRCP-7500	27-1/8 (689))	74 (1880)	25-1/8" (638)	21-7/8 (555)	68-3/4 (1747)	25-7/8 (657)	72-3/4 (1847)	HRCP-7500	298 (136)	255 (116)	29 (737)	76 (1930)	32 (813)	41.0	1.16	

POWER SUPPLY- HOT OPERATION					
Model Number	VOLTS	KW	AMPS	PHASE	POWER SUPPLY
HRCP-7100	208/240	1.9/2.5	9.0/10.4	SINGLE	*
HRCP-7200	208/240	1.9/2.5	9.0/10.4	SINGLE	*
HRCP-7300	208/240	3.0/4.0	14.4/16.7	SINGLE	*
HRCP-7400	208/240	3.8/5.0	18.1/20.8	SINGLE	*
HRCP-7500	208/240	6.0/8.0	28.9/33.3	SINGLE	*

POWER SUPPLY- REFRIGERATION OPERATION						
Model Number	VOLTS	HP	AMPS	PHASE	POWER SUPPLY	REFRIGERANT
HRCP-7100	115	1/4	4.9	SINGLE	*	134A
HRCP-7200	115	1/4	4.9	SINGLE	*	134A
HRCP-7300	115	1/3	5.6	SINGLE	*	404A
HRCP-7400	115	1/2	6.4	SINGLE	*	404A
HRCP-7500	115	3/4	15.2	SINGLE	*	404A

* All model permanently field wired connected. Power supply single phase, 3-wire, 120/208-240V, L2-N 120VAC

All HRCP models feature automatic water fill systems and require a water supply connection. Please refer to the operator's manual and installation instructions for details.

Due to periodic changes in designs, methods, procedures, policies and regulations, the specifications contained in this sheet are subject to change without notice. While Wells exercises good faith efforts to provide information that is accurate, we are not responsible for errors or omissions in information provided or conclusions reached as a result of using the specifications. By using the information provided, the user assumes all risks in connection with such use.



Wells Manufacturing • 265 Hobson Street, Smithville, Tennessee 37166 U.S.A.
Phone : (800) 264-7827 • Fax (314) 781-5445
www.wells-mfg.com • Printed in the U.S.A.

Specifications are subject to change without notice and are not intended for installation purposes. See installation instructions prior to installing the unit.